



**ASCOT PARK
PRIMARY SCHOOL**

2023 annual report to the Community

Ascot Park Primary School

Ascot Park Primary School number: 340

Partnership: Marion Inland



School principal:

Julie Hibell

Date of endorsement:

12/02/2024



Government
of South Australia
Department for Education

Context Statement

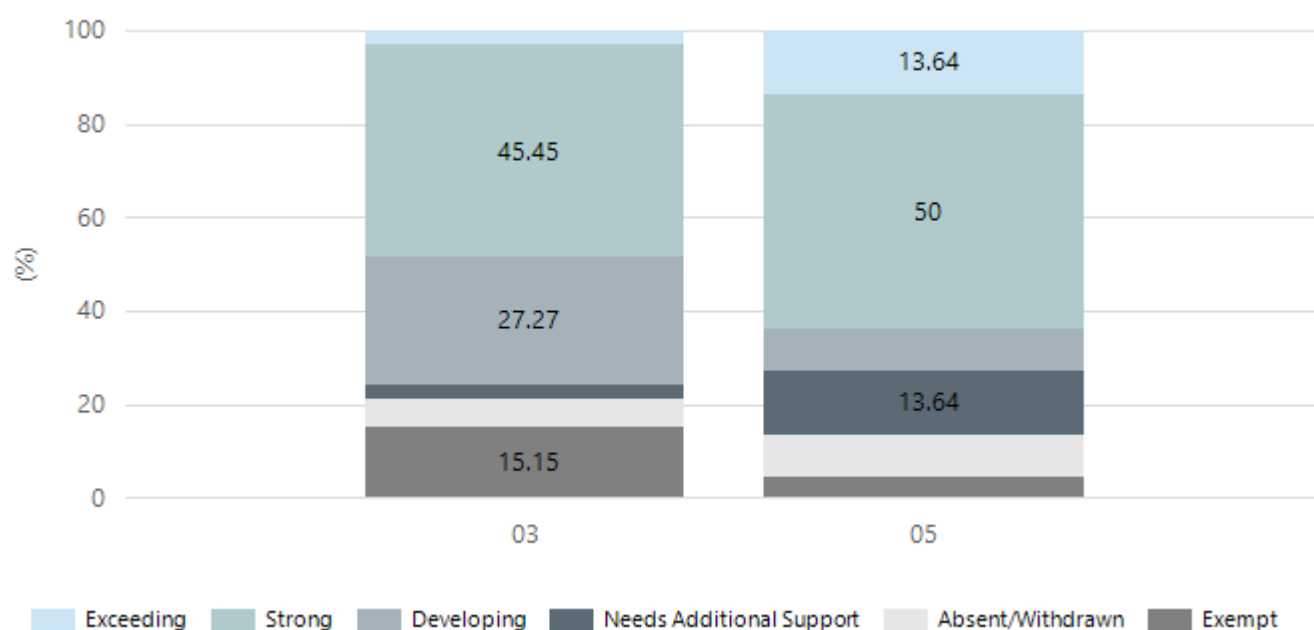
Ascot Park Primary School caters for students from R-6. At the time of this report, the enrolment in 2023 is 178. Ascot Park Primary School is classified as Category 3 on the Department for Education Index of Educational Disadvantage. At the time of this report, the school population includes 9% Aboriginal students, 12% students with disabilities, 25% students with English as an additional language or dialect (EALD) funded background, 2% children/young people in care. Further information about the school is available on the school's website (including its context statement), as well as the My School website.

Performance Summary

NAPLAN Proficiency

In 2023, the Australian Curriculum, Assessment and Reporting Authority (ACARA) - a Commonwealth Independent statutory authority - announced changes to NAPLAN performance reporting. This new way of reporting by ACARA that NAPLAN results from 2023 will not be comparable to previous years. The new approach replaces the previous numerical NAPLAN bands and the national minimum standard.

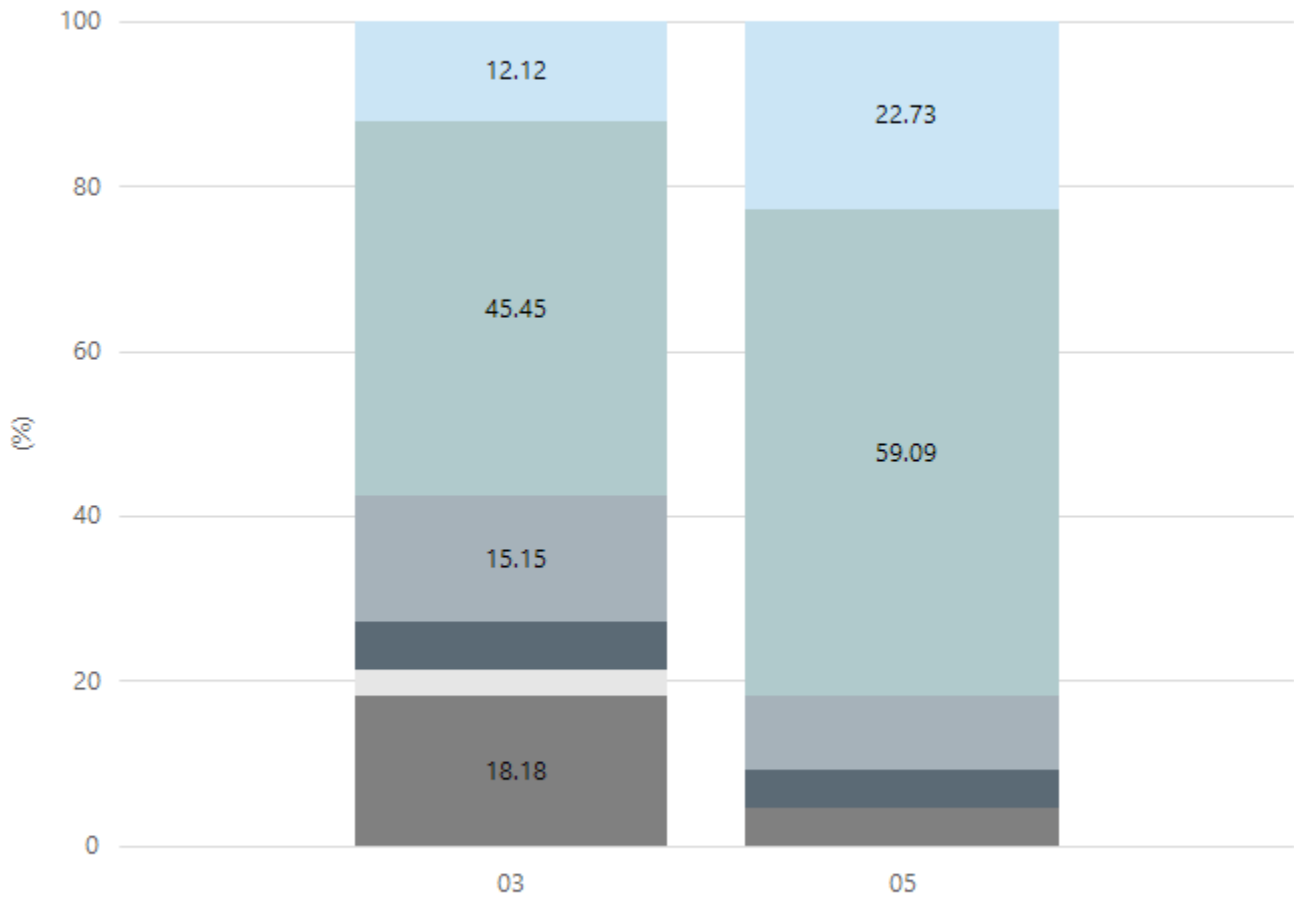
Numeracy



| Year Level | 03 | 05 |
|--------------------------|----|----|
| Exceeding | 1 | 3 |
| Strong | 15 | 11 |
| Developing | 9 | 2 |
| Needs Additional Support | 1 | 3 |
| Absent/Withdrawn | 2 | 2 |
| Exempt | 5 | 1 |
| Total | 33 | 22 |

Data Source: Department for Education Assessment Data Holdings, 2023. When there are less than six students in a cohort, no data is supplied.

Reading

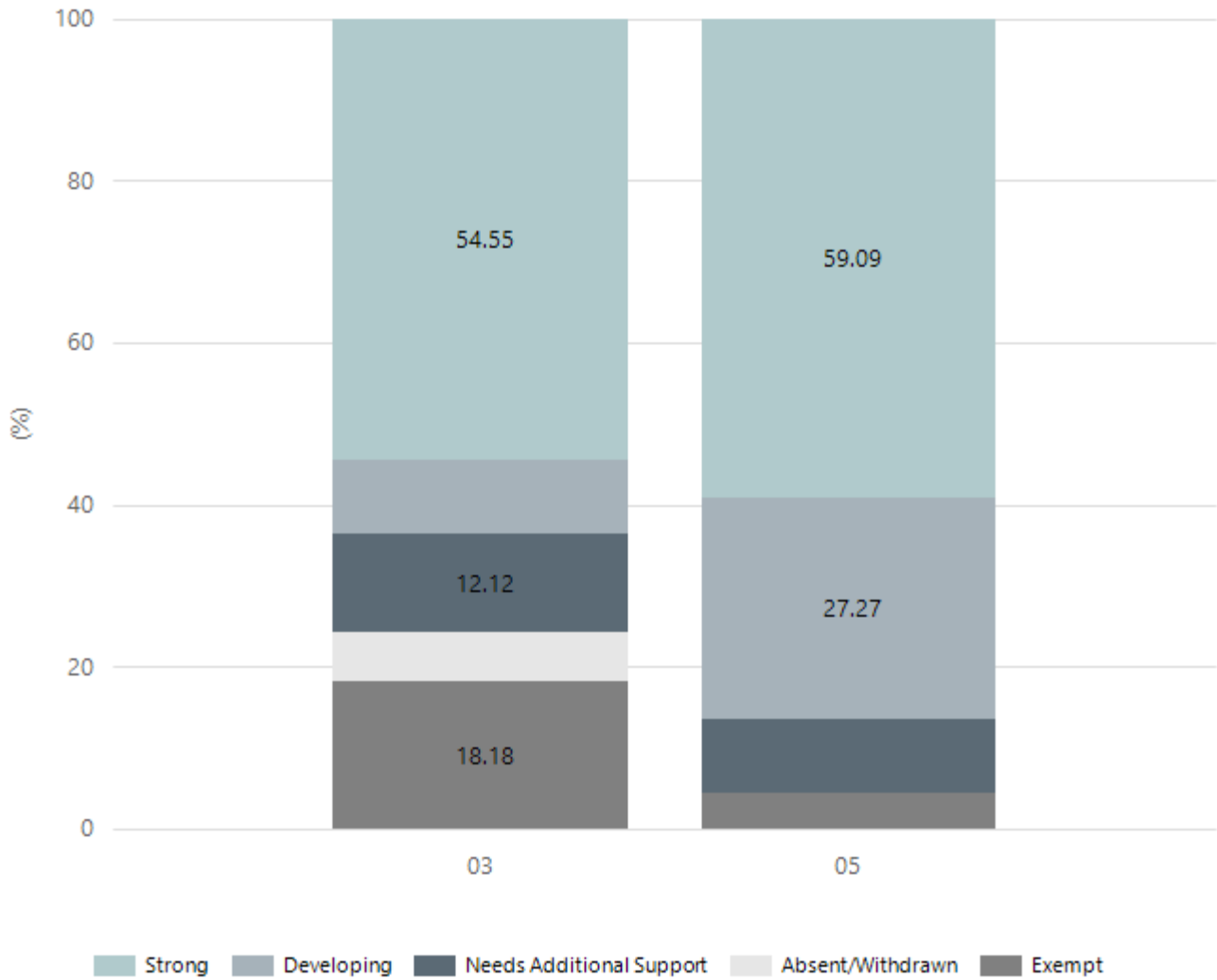


Exceeding Strong Developing Needs Additional Support Absent/Withdrawn Exempt

| Year Level | 03 | 05 |
|--------------------------|----|----|
| Exceeding | 4 | 5 |
| Strong | 15 | 13 |
| Developing | 5 | 2 |
| Needs Additional Support | 2 | 1 |
| Absent/Withdrawn | 1 | |
| Exempt | 6 | 1 |
| Total | 33 | 22 |

Data Source: Department for Education Assessment Data Holdings, 2023. When there are less than six students in a cohort, no data is supplied.

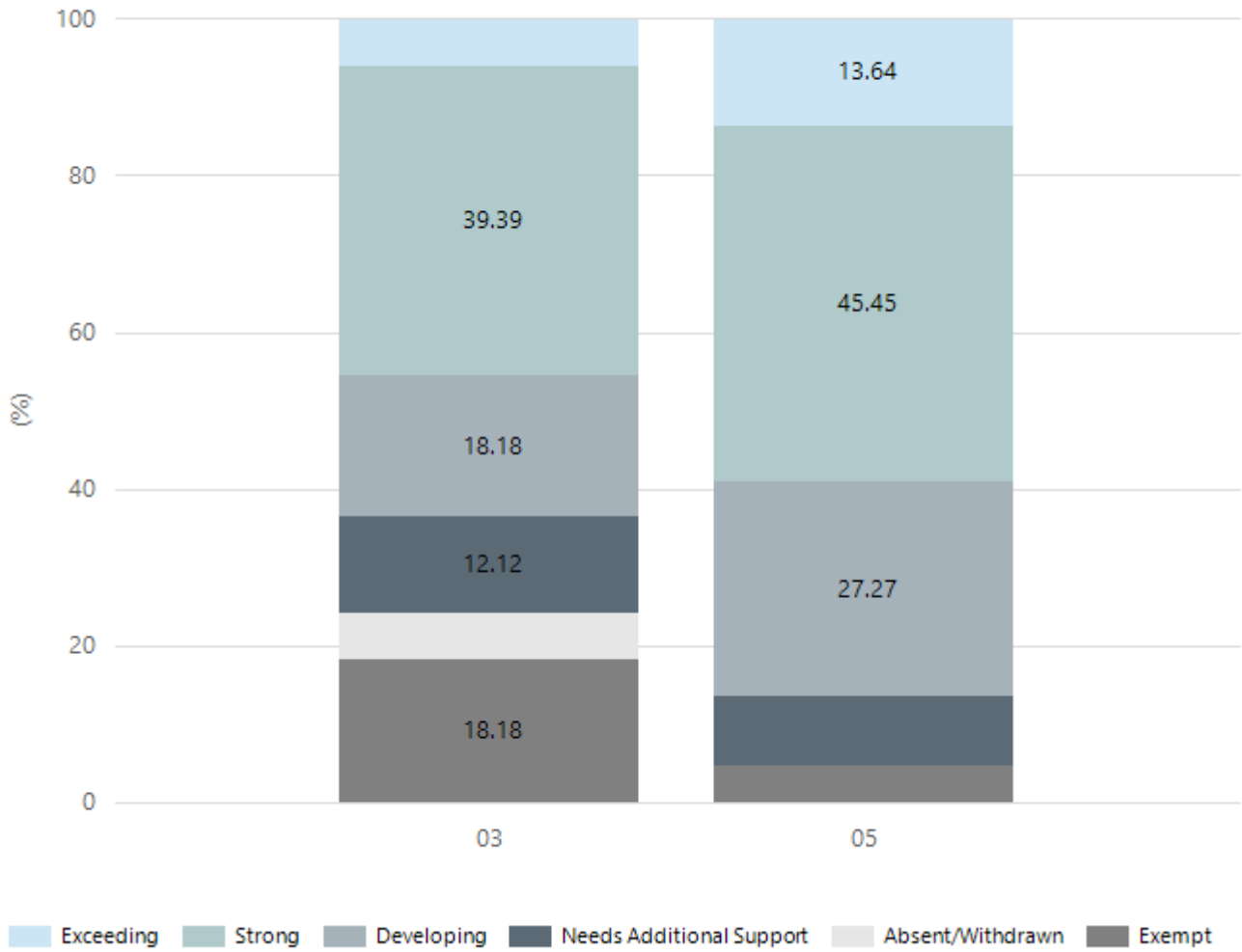
Writing



| Year Level | 03 | 05 |
|--------------------------|----|----|
| Strong | 18 | 13 |
| Developing | 3 | 6 |
| Needs Additional Support | 4 | 2 |
| Absent/Withdrawn | 2 | |
| Exempt | 6 | 1 |
| Total | 33 | 22 |

Data Source: Department for Education Assessment Data Holdings, 2023. When there are less than six students in a cohort, no data is supplied.

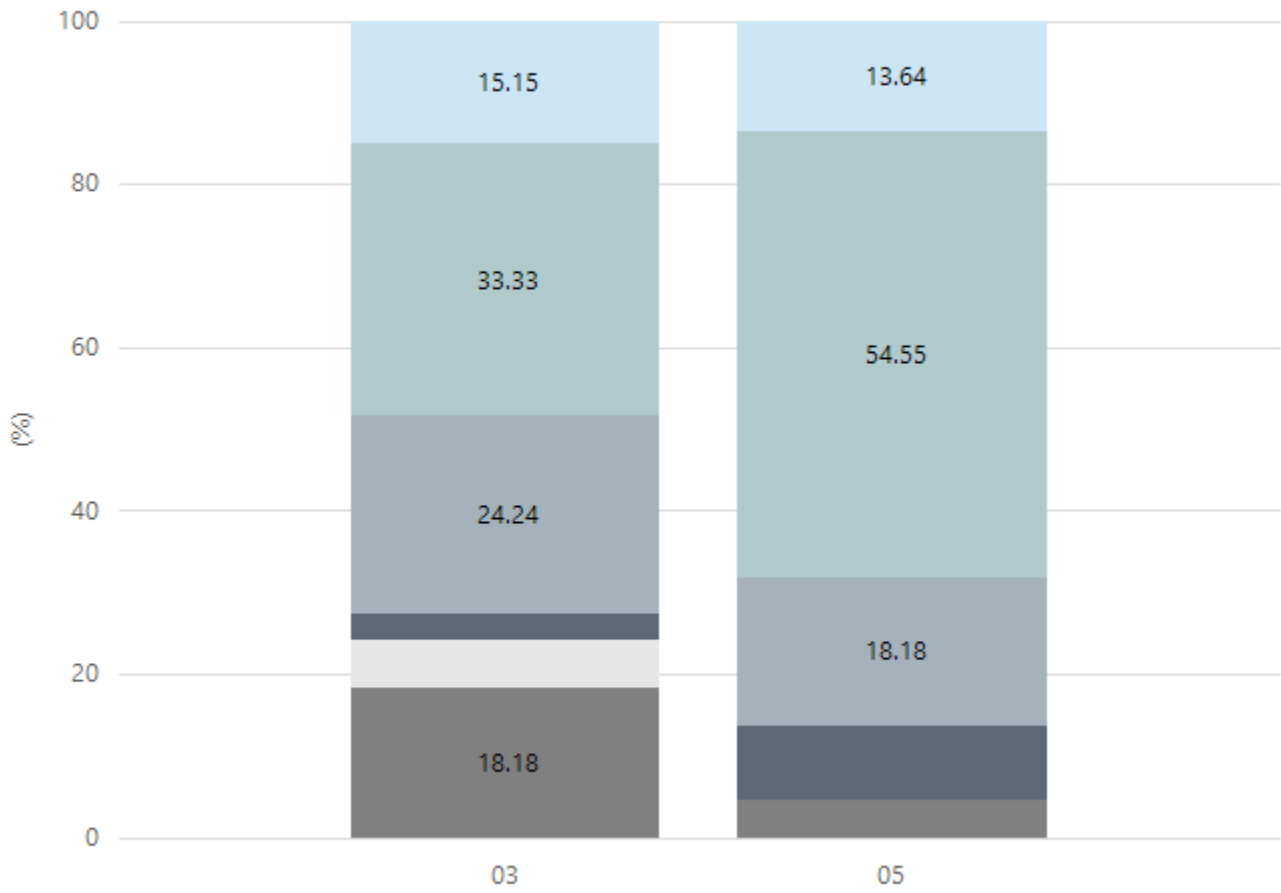
Grammar



| Year Level | 03 | 05 |
|--------------------------|----|----|
| Exceeding | 2 | 3 |
| Strong | 13 | 10 |
| Developing | 6 | 6 |
| Needs Additional Support | 4 | 2 |
| Absent/Withdrawn | 2 | |
| Exempt | 6 | 1 |
| Total | 33 | 22 |

Data Source: Department for Education Assessment Data Holdings, 2023. When there are less than six students in a cohort, no data is supplied.

Spelling



Exceeding Strong Developing Needs Additional Support Absent/Withdrawn Exempt

| Year Level | 03 | 05 |
|--------------------------|----|----|
| Exceeding | 5 | 3 |
| Strong | 11 | 12 |
| Developing | 8 | 4 |
| Needs Additional Support | 1 | 2 |
| Absent/Withdrawn | 2 | |
| Exempt | 6 | 1 |
| Total | 33 | 22 |

Data Source: Department for Education Assessment Data Holdings, 2023. When there are less than six students in a cohort, no data is supplied.

School Attendance

| Year Level | 2021 | 2022 | 2023 |
|------------|-------|-------|-------|
| Reception | 93.2% | 83.5% | 87.2% |
| Year 01 | 91.3% | 79.5% | 81.8% |
| Year 02 | 81.0% | 82.7% | 86.9% |
| Year 03 | 92.0% | 87.3% | 88.2% |
| Year 04 | 86.2% | 84.3% | 88.1% |
| Year 05 | 84.3% | 87.0% | 86.8% |
| Year 06 | 70.8% | 83.8% | 86.5% |
| Year 07 | 90.1% | | |
| Total | 86.1% | 84.0% | 86.5% |

Data Source: Department for Education Attendance Data, Semester 1 Report 2023. A blank cell indicates there were no students enrolled. 'Primary Other' includes students enrolled in specialised education options. 'Secondary Other' includes students who have already spent a year at Year 12 and elected to undertake further study at Year 12.

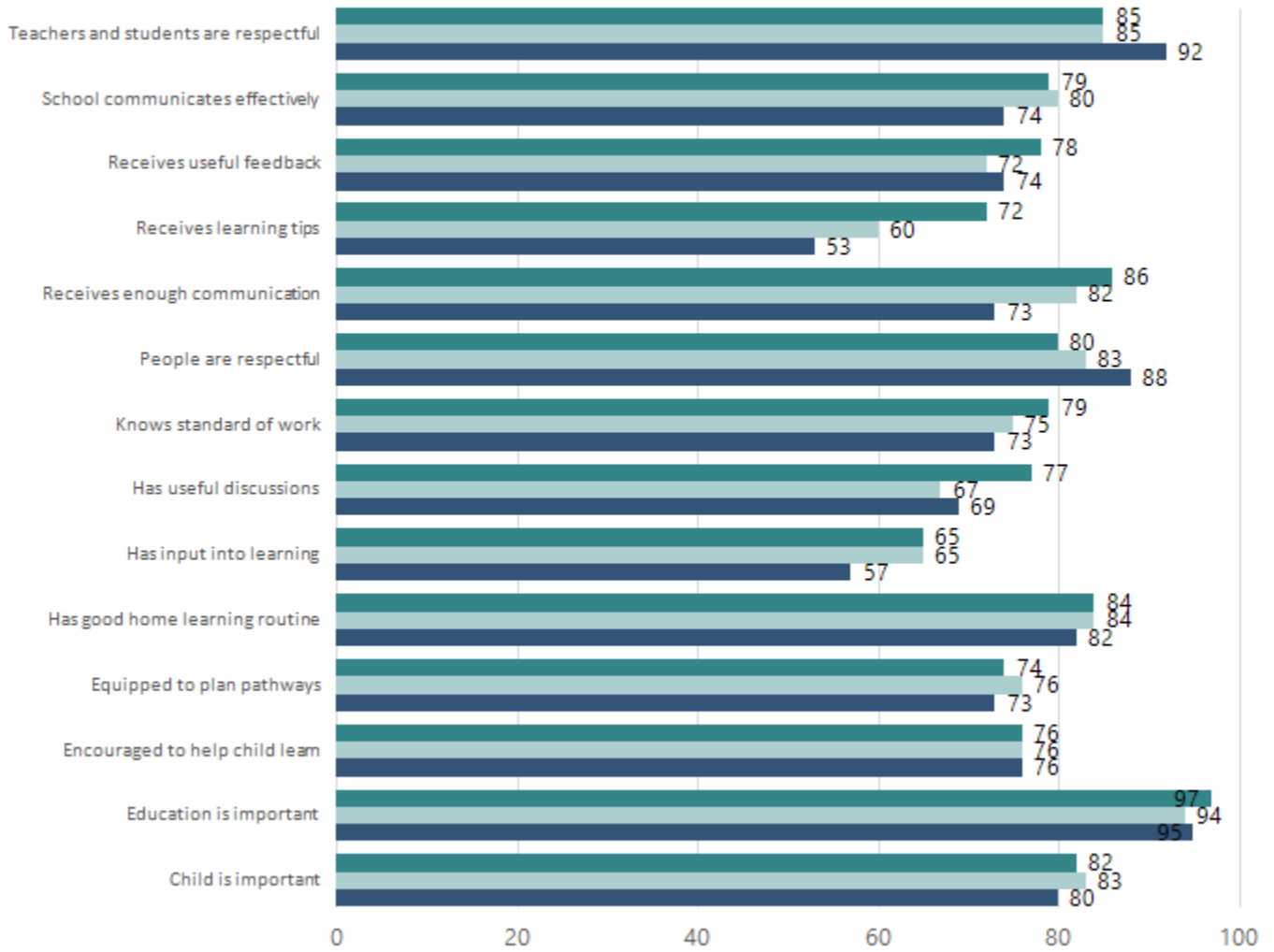
Attendance Comment

In South Australia, all children and young people must be in school from 6 years to 16 years old. They must attend a government or non-government school full time. From age 16 to 17 however, young people must attend school or an approved learning program (such as an apprenticeship, traineeship, accredited course or university). Schools and parents must encourage and support students to come to school every day. Parents and caregivers must make sure their child is enrolled in a school, and attends school all day and everyday it is open, unless a child is sick or has an approved exemption. Teachers and leaders actively follow up when a student misses school, including recording all absences and non-attendance. All schools in South Australia have local attendance procedures governed under the Education and Children's Services Regulations 2020.

Parent Opinion Survey Results

Proportion of agree/strongly agree response(%)

2021 2022 2023



Data Source: 2023 Department for Education Parent Opinions Survey, Term 3 2023.

Intended Destination

| Leave Reason | Number | % |
|--|--------|-------|
| NG - ATTENDING NON-GOV SCHOOL IN SA | 5 | 17.0% |
| OV - LEFT SA FOR OVERSEAS | 1 | 3.0% |
| TG - TRANSFERRED TO SA GOVERNMENT SCHOOL | 23 | 79.0% |

Data Source: Department for Education Destination Data Report, 2023. Data extract term 3 2023. Data shows recorded destinations for students that left the school in the previous year. Data is uploaded by schools in term 3 and may not reflect final or total figures at time of report creation.

Highest Qualifications held by the teaching workforce and workforce composition

All teachers at this school are qualified and registered with the SA Teachers Registration Board.

| Qualification Level | Number of Qualifications |
|--------------------------------|--------------------------|
| Bachelor's degrees or Diplomas | 12 |
| Postgraduate Qualifications | 6 |

Data Source: Data extracted from Mandatory Workforce Information Collections as on the last pay date of June 2023. As self-reported by staff in the system.

Please note: Data includes staff who are Actively employed and on extended paid leave. Please note only the highest qualification of the Teaching staff is reported. Excludes any number of other certifications earned.

Workforce composition including indigenous staff

| | Teaching Staff | | Non-Teaching Staff | |
|-----------------------|----------------|----------------|--------------------|----------------|
| | Indigenous | Non-Indigenous | Indigenous | Non-Indigenous |
| Full-Time Equivalents | 0.0 | 14.3 | 0.0 | 9.7 |
| Persons | 0.0 | 18.0 | 0.0 | 14.0 |

Data Source: Data extracted from Mandatory Workforce Information Collection as on the last pay date of June 2023.

Please note: Data includes staff who are actively employed and on extended paid leave. "Indigenous category" is self-reported by staff in the system.

Financial Statement

| Funding Source | Amount |
|----------------------|----------------|
| Grants: State | \$3,229,488.21 |
| Grants: Commonwealth | \$0 |
| Parent Contributions | \$59,989 |
| Fund Raising | \$ 2,540 |
| Other | \$ 76,995 |

Data Source: School supplied data.

Governing Council Report

In 2023, Ascot Park primary school had a busy year of learning and activities outside the classroom. Families and community members enjoyed the events including acquaintance night, showcase of learning and the end of year celebration. Students were able to share their learning from performing arts, AUSLAN and gymnastics.

The governing council oversees the running of the canteen and OSHC at Ascot Park primary school. Parents and caregivers on the governing council assist with decision making on the school budget, school improvement plan and other areas of the school community.

The canteen provided delicious and healthy food for our school community for three days each week, including weekly Friday Specials. Linda Durbidge and her team of dedicated volunteers continued to deliver a high level of service and worked hard to keep costs down for our school community. We would like to thank Linda and all the volunteers for their work this year.

OSHC has been led by Bella Washington, who has provided a consistent staff and programs to provide students with a high level of care. The school holiday program has been popular with students enjoying a range of incursions and excursions. OSHC continues to provide opportunities for reading, outdoor games and play, as well as a range of delicious food choices.

We would like to welcome any parents or carers in the school community who are interested in joining the governing council. We meet twice a term to discuss the direction of Ascot Park primary school. It is a fantastic opportunity to get to know other families and be involved in the school community.

Katy Chadwick, Chairperson